



مدرسة جيمس نيو ميلينيوم والخييل
GEMS New Millennium School

AL KHAIL

Parent Orientation
Smart Restart @NMS
23rd August, 2020



Meet the Secondary and Senior Secondary Team







NMS Welcomes our Secondary Students Back to School

مدرسة جيمس نيو ميلينيوم الخليل
GEMS New Millennium School
AL KHALIL

Smart Restart Video Grade 9-12 Readiness



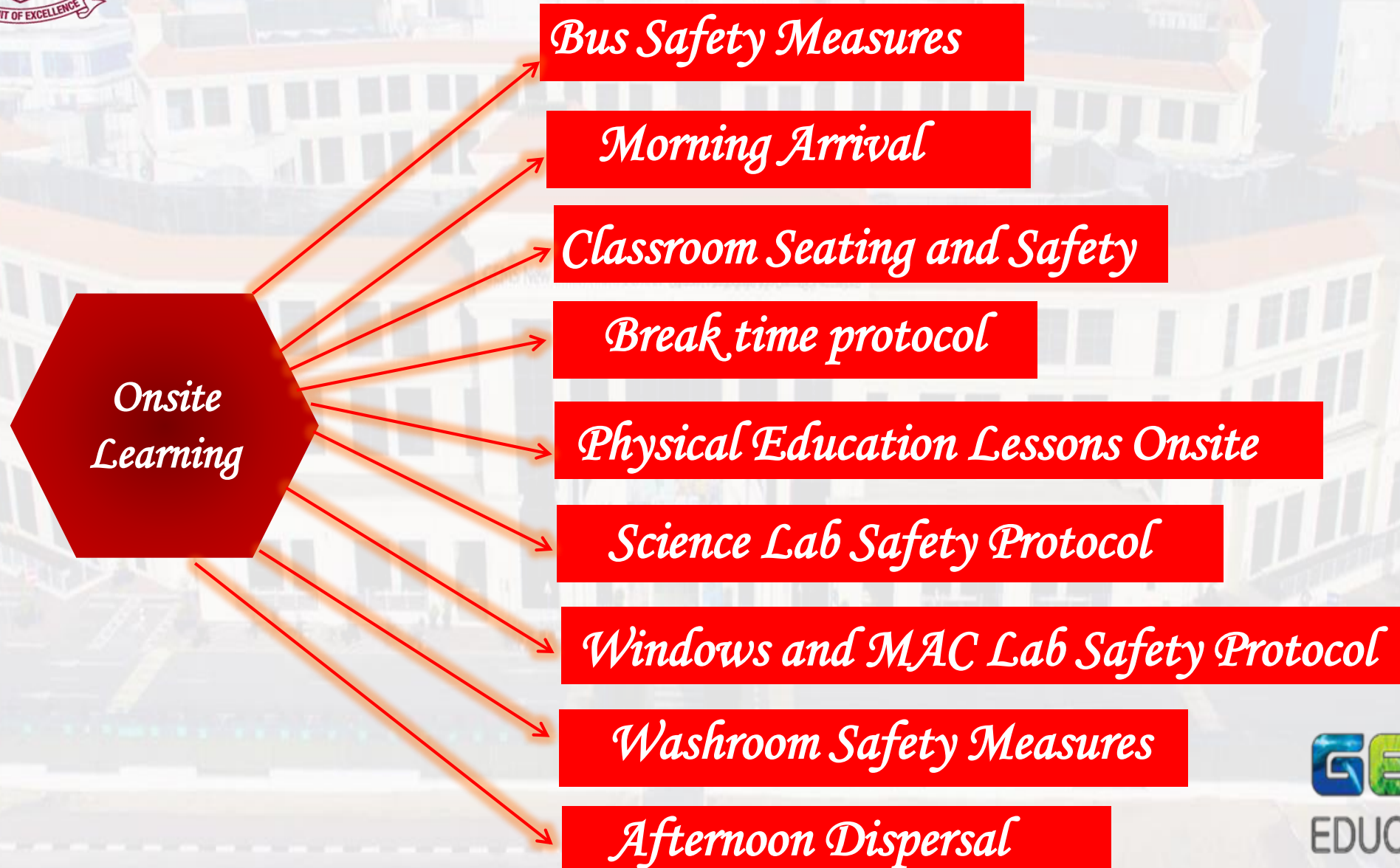


Snapshots of Safety Measures@NMS





Safety Protocol for Smart Restart





Bus Safety Measures

Bus Transport - STS Expectation

On-boarding measures include:

Bus will enter via Gate 7

- Pre-trip bus sanitization
 - The social distancing of students before boarding.
 - Face mask mandatory for students aged 6 and above.
 - **Temperature checks** on entry.
 - **Fixed designated seats.**
 - Nanny to monitor student movement.
 - Personal hygiene signage.
 - **Smart bus ID-card scanning**
 - Monitoring student welfare.
 - Social distancing upon boarding the bus.
 - **Seat belt** mandate.
 - **Social distancing** upon de-boarding.
 - Post-trip bus **sanitization**
- At NMS Bus Bay Area, both during morning arrival and afternoon dispersal, school staff (**NMS Task Force**) comprising Senior Leadership Team (SLT), Admin Staff and Support Staff will be at duty points to ensure student de-board buses in an orderly manner to prevent crowding at any point on-route.



Bus Safety Measures

Own Transport Expectation

Parents to use Gate 4 to enter school premises

- **Temperature check** at security check point at Gate 1 or 4 is mandatory for both parent and student.
- **Only one family member or a guardian is allowed** to enter the school facility for drop off/pick up his/her child.
- **People with compromised medical conditions, including the elderly, should not come for drop off and pick up.**
- **Parents to drop students near Staircase 3 Own Transport Room. Signage boards and adults in school at supervision points will guide your ward.**

Remote Learning Expectation

- **Students dress neatly (preferably in school uniform) with all books and learning equipment ready to start fresh and on time to all lessons.**
- **Keep your water bottle near you to keep yourself well hydrated.**
- **Use the washroom during the transition breaks only.**
- **No eating when class is going on.**
- **Mics to be muted unless when responding to class discussion or to teacher.**
- **Camera to be on at all times.**
- **Participate actively and contribute in all lessons.**



Morning Arrival Safety Protocols

From the NMS Bus Bay area and Own Transport Drop Off zone, students will be guided to the Thermal Camera Testing points.

Secondary Students (Grades 9 to 12) will proceed to their classrooms on the third floor using Staircase 6 (Exit on 3rd floor - Door Number TF 322).

Grade 11C, 11E and Grade 10 IGCSE students will proceed to their classrooms on the second floor using Staircase 6 (Exit on 2nd Floor - Door Number TF 278).

Teachers will be on duty in the corridor and classrooms to usher onsite students to their designated seats.



Classroom Seating and Safety

- On entry into the classroom, students will be guided to their designated seats by their Homeroom Teachers.
- Students must carry their own water bottles, wet wipes and sanitizers to school daily.
- Sharing/exchange of stationery, digital devices, water bottles, school books/notebooks and food is strictly not allowed.
- During morning Registration Lessons (7.30 to 7.50am), Homeroom Teachers and students will recite a NMS Daily Personal Safety Preamble to reinforce safety protocols.
- Remote Learning Expectations: Students at home are expected to be ready at the study desks at 7.25am daily. Cameras MUST be switched on.
- Daily marking of attendance closes on the GEMS Phoenix Online Portal by 7.45am.
- Absenteeism (both remote and onsite Learning) is permitted only in cases of serious illness or physical distress with prior online leave application.
Observed patterns in late arrival to registration time and daily lessons will result in an official meeting with parent. 100% attendance is an expectation daily. We would urge parents to support us nurture a strong work ethic in their ward as life-ready young adults.



Break Time Protocol

School Canteen will not be operational during the month of September.

Onsite students are expected to carry healthy break time tiffin daily. Carry packed lunches for extended days on Mondays, Tuesdays and Wednesdays from home.

Students will have their Break and Lunch time meals in their respective classrooms.

Teachers on Break time duty will monitor that social distancing guidelines are followed.

Water Dispensers at school are not operational under current circumstances.

Students are expected to carry their water bottles from home. One paid water bottle dispenser machine has been installed on each floor.



Onsite Physical Education Lessons

Physical Education lessons have been timetabled to take place at outdoor open zones on school campus. [PE Zones include covered outdoor basketball grounds, the football ground, the 3rd floor covered roof top play area.]

The PE curriculum has been creatively mapped to focus on strength/stamina building and the PACER test.

Non-contact sports will be engaged in whereby sports equipment is sterilized after use.

PE Faculty will escort students from class at the start of lesson. Likewise, students will be escorted back to class at the end of lesson.

NMS Elite Team Trainings for secondary students will resume soon under strict guidelines while safety measures will be ensured.
Await information from the Head of PE at NMS, Dr Ashok.



Science Lab Safety Protocol





ICT/Windows/MAC Lab Safety Measures

Computer Science and Artificial Intelligence (AI) students will have access to the third floor MAC Lab and Windows Lab with social distancing guidelines in place.

Screens have been labelled 'Not In Use' to ensure social distancing guidelines are maintained.

Labs will be sterilized after use.



Washroom Safety Measures

ONLY 5 persons are permitted at one time into a washroom on the floor. One school Housekeeping/Support Staff each has been designated to both Boys and Girls washrooms on a floor.

Alternative sinks and cubicles have been sealed/cordoned off as a safety measure.

Periodic cleaning and sanitization of washrooms by NMS Housekeeping Staff.

Students must wipe toilet seat before use. Washroom hygiene signage continue to remind students of safety precautions.

Students urged to use a tissue while using the flush faucet / lifting toilet seat / toilet spray/ bathroom sink faucets.



Afternoon Dispersal

During afternoon dispersal, students will proceed class by class to the bus bay or own transport room.

Each phase will disperse in a staggered manner.

NMS Task Force (Staff and School Leaders on Supervision and Monitoring Duty) will be visible and accountable for safety onsite up until students have boarded the bus.



Readiness for Teaching and Learning (Unit 2)





School Timings

<i>Bell Timings</i>	
<i>7:30 - 7:50</i>	<i>Registration</i>
<i>8:00 -8:40</i>	<i>Lesson 1</i>
<i>8:45 -9:20</i>	<i>Lesson 2</i>
<i>9:25 -9:45</i>	<i>Break</i>
<i>9:45 -10:25</i>	<i>Lesson 3</i>
<i>10:30 -11:10</i>	<i>Lesson 4</i>
<i>11:15-11:55</i>	<i>Lesson 5</i>
<i>12:00 -12:40</i>	<i>Lesson 6</i>
<i>12:45 - 1:25</i>	<i>Lesson 7</i>
<i>2:00 to 2:30</i>	<i>Prep time (Phase 2 & 3)</i>
<i>2:30 to 3:30</i>	<i>PACT (Phase 2 & 3)</i>
<i>2:00 -2:40</i>	<i>PACT (phase 4)</i>
<i>2:45 -3:30</i>	<i>PACT (Phase 4)</i>

Remote Learning Expectations:

During breaks students must drink water and stretch the body. These will help to keep hydrated and facilitate blood circulation



Weekly Assemblies

Sundays every week Secondary School assemblies will continue to be virtual until further notice.

This will ensure 100% class participation.

Assemblies will be relayed live in all classroom for onsite students.



Curriculum Enrichment Lessons Year 10 IGCSE

One Lesson per Week for Global Futures Curriculum from Singularity University [Certified Course]. One lesson for Drama each week,

One lesson per week allocated for innovation – Genius Hour.

One lesson for Curriculum Enrichment per week, Music



Career Guidance and University Preparation

Ms Sumaya Jinos is now NMS' full-time Career Guidance Counselor, available five days onsite in school.

Parents and students can seek an onsite or online appointment via email [counselor_nms@gemsedu.com]

The Knowledge Hour (TKH) Webinars with industry experts and professionals will continue every month.



School Signature Events and Competitions

NMS MUN 2020 - Inter School Virtual Conference [October 2020]

TEDx GEMS New Millennium School [27th October 2020] – Speaker Applications Open Now [Virtual Version]

*Grade 10 and 12 Prize Day on 1st September 2020
[Celebrating the achievements of the 2019 – 2020 academic year CBSE Board Class Students]*

Virtual Teacher's Day Celebrations (Scheduled on 3rd September 2020)

Onam Celebrations [Monday, 31st August 2020]

Wellbeing Initiatives every week

Emirates Literature Festival 2020 Short Story Competition

<https://www.emirateslitfest.com/whats-on/competitions/young-peoples-competitions/oxford-university-press-story-writing-competition/>



School Assessments (2020 – 2021)

Students are strictly urged to abide by academic integrity during class tests and time assignments especially during online assessments.

We would urge at least one parent at home to supervise their ward during online assessments days.

School Assessments for Term 1 (until November 2020) will continue to be paperless until further notified. Online assessments will explore use of Microsoft Forms, Classkick and subjective type questions attempted on Phoenix or Microsoft Teams Assignments.

General Instruction: Based on teacher discretion, some students will be advised to attend onsite lessons on the minimum specified days for identified reasons. In case this cannot be complied with, approval from the Principal will be needed.



IGCSE Assessment Paper Pattern

Cambridge
Assessment
International
Education prepares
school students for
life, helping them
develop an informed
curiosity and a
lasting passion for
learning.



Grades A^* , A , B , C ,
 D , E , F or G indicate
the standard a
candidate achieved at
Cambridge IGCSE.



A^* is the highest and
 G is the lowest.
'Ungraded' means
that the candidate's
performance did not
meet the standard
required for grade G .
'Ungraded' is
reported on the
statement of results
but not on the
certificate



In specific
circumstances your
candidates may see
one of the following
letters on their
statement of results:

- Q (result pending)
- X (no result)
- Y (to be issued)

These letters do not
appear in the
certificate



IGCSE Assessment

Assessment at Cambridge IGCSE has two purposes.

- *To measure learning and achievement.*

The assessment: confirms achievement and performance in relation to the knowledge, understanding and skills specified in the syllabus, to the levels described in the grade descriptions.

- *To show likely future success.*

The outcomes: help predict which students are well prepared for a particular course or career and/or which students are more likely to be successful. Help students choose the most suitable course or career.



IGCSE Command word

classify	Assign to a category or group.
compare and contrast	Identify similarities and differences.
complete	Add words, numbers, labels or plots to complete a sentence, table, diagram or graph.
conclude	Make a decision after reasoning something out.
construct	Write out or draw the requested item, e.g. '...Construct a dot and cross diagram for sodium chloride...' or '...Construct a balanced equation for a specific reaction...'
convert	Change a defined item to another defined item, e.g. '...Convert your calculated answer in g to an answer in moles...'
deduce	Use your knowledge and/or supplied data to work something out, e.g. '...Deduce the empirical formula of compound X (using supplied data)...'
define	Use your knowledge to state the meaning of a given term, e.g. '...Define the term specific heat capacity...' or '...Define the term momentum...'
describe	Set out the facts or characteristics. The description of a process should address what happens, and when and/or where it happens. (Compare with 'Explain') For example, when asked to <u>describe</u> the change in rate of reaction seen on a graph, the expected response might be to describe whether the rate of reaction remains constant, or decreases or increases over time.

9 (a) The n th term of a sequence is $8n - 3$.

(i) Write down the first two terms of this sequence. [1]

(ii) Show that the number 203 is not in this sequence. [2]

The command words 'Write down' indicates that you do not need to show your working, and the answer should just be written down. The mark allocation [1] also supports this.

The command words 'Show that' indicate that you need to provide evidence in the form of a clear mathematical explanation, to demonstrate that you know how to obtain the given result. In other words, you need to show a method that leads to the result.

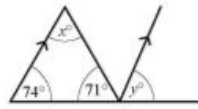
The answer space in this case does not contain a dotted answer line as there is no single 'answer' to be found. Your working that leads to the given result should be written in the blank working space.



IGCSE Question Pattern

14

8 (a)



Work out the value of

(i) x .

(ii) y .

NOT TO SCALE


This means that you cannot find the answer by measuring the diagram.

$x = \dots\dots\dots$ [1]

$y = \dots\dots\dots$

The allocation of 1 mark indicates that the answer can be obtained with minimum working.

(b)



Work out the value of w .
Give reasons for your answer.

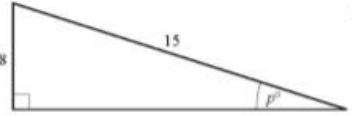
NOT TO SCALE

Give reasons for your answer indicates that your answer should be supported with reasons using the correct mathematical terminology. You must justify your answer.

$w = \dots\dots\dots$ because $\dots\dots\dots$

$\dots\dots\dots$ [3]

(c)



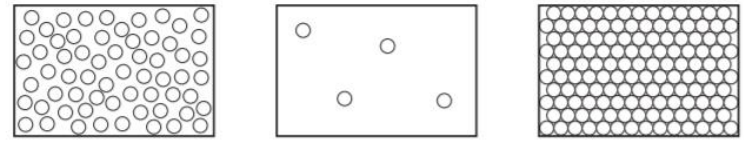
NOT TO SCALE

Use trigonometry to calculate the value of p .

Use trigonometry to calculate indicates that you should use this method with the given information to find the answer, and that a calculator is needed to solve the problem. If you did not use trigonometry, you would not be awarded any marks.

© UCLES 2017

1 The diagrams show the arrangement of particles in three different physical states of substance X.



state 1 state 2 state 3

Which statement about the physical states of substance X is correct?

A Particles in state 1 vibrate about fixed positions.
B State 1 changes to state 2 by diffusion.
C State 2 changes directly to state 3 by condensation.
D The substance in state 3 has a fixed volume.

2 What is always true for a pure substance?

A It always boils at 100 °C.
B It contains only one type of atom.
C It has a sharp melting point.
D It is solid at room temperature.

Explore more on CAIE
["https://www.cambridgeinternational.org/"](https://www.cambridgeinternational.org/)



IGCSE Assessment Pattern

Subjects	Assessment Pattern	Time Duration	Marks	Weight age (%)
English First Language	Paper 1 (Reading)	2hr	80	50%
	Paper 2 (Writing and composition)	2hr	80	50%
	Course work Portfolio	Written assignment	80	
Mathematics (Extended)	Paper 2	1hr 30 min	70	35%
	Paper 4	2hr 30 min	130	65%



IGCSE Assessment Pattern

Subject	Pattern	Time	Marks	Weightage
Global Perspective	Component 1 (Written examination)	1 Hr 15 Min	70	35%
	Component 2 (Individual Report)		60	30%
	Component 3 Team Project		70	35%
Subject	Pattern	Time	Marks	Weightage
Islamiyat	Paper 1	1 Hr 30 Min	50	50%
	Paper 2	1 Hr 30 Min	50	50%



IGCSE Assessment Pattern

Science	Pattern	Time	Marks	Weightage
Physics Chemistry Biology	Paper 2 (MCQ)	45 min	40	30%
	Paper 4 (Theory)	1hr 15min	80	50%
	Paper 6 (ATP)	1 hr	40	20%



IGCSE Assessment Pattern

Subjects	Assessment Pattern	Time Duration	Marks	Weight age (%)
ICT	Paper 1	2hr	100	40%
	Paper 2	2hr 30 Min	80	30%
	Paper 3	2hr 30 Min	80	30%



IGCSE Assessment Pattern

Commerce	Pattern	Time	Marks	Weightage
Business Studies	Paper 1 (Short answers and data Response)	1 hr 30 min	80	50%
	Paper 2 (Case Study)	1 hr 30 min	80	50%
Commerce	Pattern	Time	Marks	Weightage
Economics	Paper 1(MCQ)	45 Min	30	30%
	Paper 2 (Structured)	2hr 15 min	90	70%



School Clinic Guidelines on Health and Hygiene

School Clinic is compliant with the latest DHA Guidelines, Clinic has separate isolation room, examination room & adequate medical supplies.

Strict Disinfection & infection control measures are followed in the School clinic

*Students must obtain a clinic pass from teachers prior to coming to the clinic.
Emergencies exempted*

1:1 nurse/ patient will be followed in the clinic.

Isolation Room has been set up for the suspected and potentially infectious cases.

Adequate number of PPEs are available in the clinic to practice best infection control measures.

School Clinic Guidelines on Health and Hygiene

Child should stay home when he/she is having any of the following signs/symptoms:

- Temperature 37.5°C or more*
- Respiratory symptoms like cough ,runny nose, nasal congestion, sore throat, shortness of breath*
- Loss of taste / loss of smell*
- Vomiting/ Diarrhea*
- Skin rashes*
- Red and watery eyes*
- Headache & body ache*



School Clinic Guidelines on Health and Hygiene

On recovery from illness/ treatment, a Medical Clearance Certificate should be submitted on returning to school.

Students with chronic illnesses are advised to opt for Remote Learning.

Submission of Declaration Form

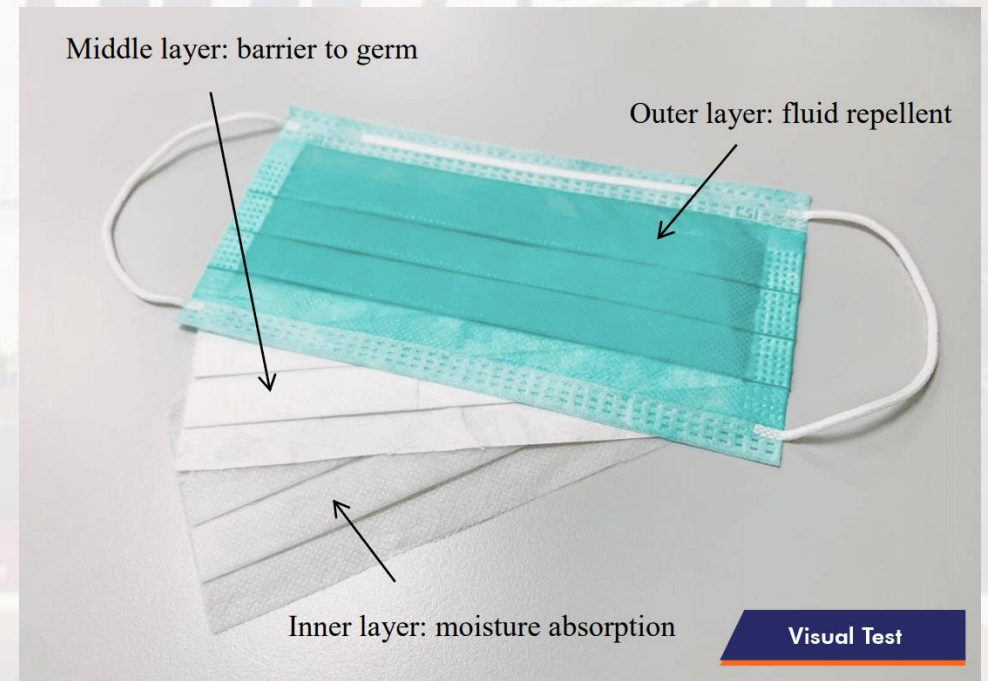
DHA Guidelines for Schools

Covid-19 Testing Update

School Clinic Guidelines on Health and Hygiene

Face Mask Guidelines

A good quality 3-Ply surgical mask, should be used which has three layer with the innermost layer used for absorbing moisture, the middle layer is a filter and outermost layer repels water/ fluid resistant





Check list for Parents and Students

- ✓ *Onsite Learning – Students wear freshly washed and ironed uniforms*
- ✓ *Carry Spare Face mask in School bag*
- ✓ *Onsite Learning – Sanitizers and wet wipes to be brought to school daily*
- ✓ *No access to School water dispensers. Students to bring their own water bottles*
- ✓ *Water Vending Machine can be accessed on each floor*
- ✓ *Onsite Learning – Students bring own tiffin and lunch as School canteen not operational in first month*
- ✓ *Onsite Learning – Bring your own device. Devices to be fully charged. Students not permitted to carry mobile phones*



Check list for Parents and Students

- ✓ *Onsite Learning – Parents to monitor and check School bags daily for compliance with safety guidelines*
- ✓ *Students to establish daily disciplined study routines at home*
- ✓ *Home Environment matters – Parents to ensure secondary students have a quite and productive study space*
- ✓ *Onsite Learning – Request Parents to check body temperature of their ward before leaving home daily*
- ✓ *Parents to continue to remind students at home to take complete responsibility for their own safety*
- ✓ *Declaration form must be submitted if unwell, DONOT Send your child to school*
- ✓ *Al HOSN App on mobile phones*



Do's and Don'ts



Wear Mask, always and ensure to carry spare face mask



If you don't have a tissue use your sleeve



Wash and Sanitize hands frequently



Students to bring their own water bottles



Water Vending Machine can be accessed on each floor



Bring your own device, ensure the device is fully charged and headphone



Students to bring their own tiffin and lunch



Students written work will be scanned and uploaded for teachers review



Avoid Touching Face



Do not share your food



No Access to School Water Dispensers



Students are not permitted to carry mobile phones



School Canteen not operational in the first month (September 2020)



Marking of physical notes books are not allowed for teachers



Do not share your stationary



Q & A





مدرسة جيمس نيو ميلينيوم الخيل
GEMS New Millennium School
AL KHAIL

Exponential **E**mpowering **E**xperiential

Welcome to the NMS family

Join us on our journey of new beginnings and great memories

EMERGENCY CONTACTS

IGCSE Coordinator Dr. Remya Ranjith : Remya.r_nms@gemsedu.com

Mobile: 0581140337

Manager of School Operations: Mr. Preetam Shetty Preetam.s_nms@gemsedu.com

Mobile: (0502051124)

School Nurse Lavanya Jayakumar Lavanya.j_nms@gemsedu.com

Mobile: (0554868179)



https://twitter.com/gemsnms_alkhail



Instagram

https://www.instagram.com/gemsnms_alkhail



<https://www.facebook.com/gemsnms.alkhail>

Website: www.gemsnms-alkhail.com