

رخصة منشأة صحية Health Facility License

License Details

تفاصيل الرخصة		
Facility Name (Arabic)	مدرسة جيمس نيو مليننيوم	اسم المنشأة (عربي)
Facility Name (English)	Gems New Millennium School Alkhail	اسم المنشأة (إنجليزي)
DHA License No.	0000484	رقم رخصة هيئة الصحة بدبي
Facility Category	School clinic	تصنيف المنشأة
License Status	Active	حالة الرخصة
License Issue Date	20-03-2024	تاريخ اصدار الرخصة
License Expiry Date	28-05-2025	تاريخ انتهاء الرخصة
Trade License Number	687784	رقم الرخصة التجارية

Address

العنوان		
Area Name	HADAEQ SHEIKH MOHAMMED BIN RASHID	اسم المنطقة
Building Name	Gems New Millennium School Alkhail	اسم المبنى
Unit/Villa No.	6310107	رقم الوحدة / الفيلا
Makani No.	N/A	رقم مكاني
Telephone No.	009-715-57778727	رقم الهاتف

Licence Parties

الاسم	الجنسية	الصفة
FZEGEMS WELLINGTON ACADEMY	United Arab Emirates (UAE)	Owner

Medical/Clinical Director

المدير الطبي		
الاسم	NOORELHODA MOHAMED	Name
الجنسية	Egypt	Nationality

Remarks:

الملاحظات

CP_9.2 F-01

PIN: 5837



1710926226430

This document is an electronically generated by DHA and requires no signature.

To verify the content and authenticity of this document visit:

<https://services.dha.gov.ae/sheryan/wps/portal/home/services-professional/online-verification>

تم استخراج هذه الوثيقة إلكترونياً من قبل هيئة الصحة بدبي ولا تحتاج إلى توقيع.

للتحقق من محتوى وصحة هذه الوثيقة يرجى زيارة الموقع:



CERTIFICATE

PIPE LINE SYSTEM DISINFECTION

Completed on 20th August 2024

M/s INFRACARE MAINTENANCE CLEANING SERVICES LLC

GEMS NEW MILLENNIUM SCHOOL, AL KHAIL

PHASE 1 & 2 (NMS), DUBAI, UAE

Next Service Date on 19th February 2025 – Frequency Every 6 Months.

Tel: 04-255 9123 (800 MAZMO), Fax: 04-255 9135 P.O. Box 123315, Dubai – UAE

Email: info@mazmouae.com | www.mazmouae.com

DUBAI | ABU DHABI | RAS AL KHAIMAH | SHARJAH



MAZMO

ENVIRONMENTAL SERVICES

WORK REPORT

SERVICE

PIPELINE SYSTEM DISINFECTION

CLIENT

INFRACARE MAINTENANACE CLEANING SERVICES LLC

LOCATION

GEMS NEW MILLENNIUM SCHOOL, AL KHAIL

PHASE 1 & 2 (NMS), DUBAI, UAE

DATE

20th AUGUST 2024



Nad Al Hamer, Ras Al Khor Rd.
Dubai - UAE



info@mazmouae.com
www.mamzouae.com



04 255 91 23, 800 MAZMO
Fax: 04 255 91 35

Project Site	Main Contractor
	

Reference No.	MES/PD/0002/24	Certificate Issued Date	20.08..2024
Project Location	Gems New Millennium School, Al Khail Phase 1 & 2 (NMS), Dubai, UAE		
Services	Pipeline System Disinfection		
Services Date	20.08.2024	Frequency of Services	Every 06 Months
Next Services Date	19.02.2025		
Chemical Used	Sodium Hypochlorite-DM Approved Chemical		

Reported By: Muhasin

Signature:



INDEX

SECTION	DESCRIPTION
1-2	Customer Details
4	Method Of Pipeline System Disinfection
5-9	MSDS
10-22	Chlorination Photos
23	Disinfection Certificate



Method of Pipeline Cleaning and Disinfection

Preparation for chlorination:

- ✓ Get the required work permit from the client to do the chlorination.
- ✓ Check the pipe line system if any rust, damage or leakages and confirm all pipe work is complete.
- ✓ Make assessment of the entire disinfection work required and the risk involved.
- ✓ Place warning board saying – 'CHEMICAL DISINFECTION IN PROGRESS, DO NOT USE WATER' at prominent places getting attraction, and the disruption of the water supply should be informed to the users well in advance.
- ✓ Confirm that water tanks are initially cleaned and disinfected prior to pipeline disinfection.

Chlorination:

- ✓ Reduce the water level in the tank up to 20 to 30 % capacity.
- ✓ Add calculated disinfectant to the water in the tank and agitate for proper dissolution. (Mixing ratio is 1000 ML for 250 - gallon water (Approx.)). As chlorinated water is drawn off, it will be necessary to add further measured amount of disinfectant to maintain the initial concentration.
- ✓ The chlorinated water is allowed to remain for a period of 15 – 20 minutes in the tank. Then this water is distributed from the tank to the entire system.
- ✓ After 4 to 5 hours, open all outlet pipes to let the chlorine mixed water to flow through all pipe line till drain the water from the tank completely.

Testing of water for chlorine level and final washing:

- ✓ During flushing of chlorine mixed water through pipeline, the water samples should be collected from different areas of pipeline network and farthest point of the premises to do the chlorine test.
- ✓ These samples will be check for free chlorine in the water and make sure the chlorine content is in between 3 ppm – 5 ppm.
- ✓ Fill the tank again with fresh water.
- ✓ Microbiological (HPC) test also has to be perform in water samples taken from the outlet and should be verified by any Dubai municipality approved and accredited laboratory.



INTERSCIENCELLC

Water treatment chemicals trading

MATERIAL SAFETY DATA SHEET

PRODUCT: SODIUM HYPOCHLORITE SOLUTION 12% Date of Issue: JAN 2023

1. IDENTIFICATION OF CHEMICAL PRODUCT AND SUPPLIER

PRODUCT IDENTIFICATION:

Product Names: SODIUM HYPOCHLORITE 12%
Supplier's Product Code: MEDISHC3P

Other Names: Pool chlorine, chlorinated soda solution, chlorine bleach.
Recommended Use: Bleaching agent, purification of water, sanitiser
Formula: NaOCl
Chemical family: Sodium hypochlorite solution

Supplier: INTERSCIENCE L.L.C.
Address: P.O.Box: 123315, Al Quoz 4, Dubai - U.A.E
Telephone Number: sales@intersciencellc.com
www.intersciencellc.com
+971 4 346 5868
+971 55 244 3630, +971 50 691 5413

2. HAZARDS IDENTIFICATION

HAZARDOUS SUBSTANCE. DANGEROUS GOODS

Classified as hazardous according to the criteria of NOHSC.

Hazard Category: C+ Very corrosive,
Risk phrases: R31 Contact with acids liberates toxic gas, R34 Causes burns R41 Risk of serious damage to eyes.
Safety phrases: S2 Keep out of reach of children. S24/25 Avoid contact with skin & eyes. S26 In case of contact with eyes, rinse immediately with plenty of water and contact a doctor or Poisons Information Centre. S27 Take off immediately all contaminated clothing. S28 After contact with skin, wash immediately with plenty of water]. S36/37/39 wear suitable protective clothing, gloves and eye/face protection. S50 Do not mix with acids, peroxides, metal salts and reducing agents.
SUSDP Classification: Schedule 5
ADG Classification: Class 8 Corrosive

3. COMPOSITION/INFORMATION ON INGREDIENTS

Synonyms: Chlorinated soda solution.
Appearance: Yellow, slightly hazy solution with characteristic odour.

Ingredients:

Chemical Name, CAS No	Proportion	Risk Phrases
Sodium hypochlorite 7681-52-9	5-6% %	R31, R34, R41
Water to make total of 100%		

SECTION: QAP 501 ISSUE: A REV: 1 1

INTERSCIENCE L.L.C.
SODIUM HYPOCHLORITE SOLUTIONS 10

Page of

4. FIRST AID MEASURES

Poison Information Centres in each state can provide additional assistance for scheduled poisons. Phone 131126 from anywhere in UAE

Ingestion:

Never give anything by mouth if victim is rapidly losing consciousness, or is unconscious or convulsing. Rinse mouth thoroughly with water. Do NOT induce vomiting. If victim can swallow, have him/her drink 250 to 300 mL of water to dilute material in stomach. If vomiting occurs naturally, have victim lean forward to reduce risk of aspiration. Repeat administration of water. Obtain medical attention immediately.

Eye Contact:

SPEED IS ESSENTIAL. Immediately flush the contaminated eye(s) with lukewarm, gently flowing water for AT LEAST 15 minutes, by the clock, holding the eyelid(s) open. Take care not to rinse contaminated water into the nonaffected eye. If irritation persists, repeat flushing. If available, a neutral saline solution may be used to flush the contaminated eye(s) an additional 30 minutes. Obtain medical attention immediately.

Skin Contact:

First aiders avoid direct contact with this chemical. As quickly as possible, flush contaminated area with lukewarm, gently running water for at least 30 minutes, by the clock. Under running water, remove contaminated clothing, shoes, and leather goods (e.g. watchbands, belts). If irritation persists, repeat flushing. Obtain medical attention immediately.

Completely decontaminate clothing, shoes and leather goods before re-use or discard.

Inhalation:

Remove source of contamination or move victim to fresh air. Obtain medical advice immediately.

Other First Aid:

Provide general supportive measures (comfort, warmth, rest). Consult a physician and/or the nearest Poison Control Centre for all exposures except minor instances of inhalation contact.

Notes to physician:

Treat symptomatically as for strong alkalis. Do not use acid antidotes

5. FIRE FIGHTING MEASURES

Specific hazards:

Non-combustible material

Fire fighting further advice:

Not combustible. Can decompose with heat liberating toxic fumes, including chlorine gas. If safe to do so, remove containers from path of fire. Fire fighters to wear self contained breathing apparatus and protective clothing. Contact with acids may release toxic gas (chlorine)

Suitable Extinguishing media:

Water fog (or if unavailable fine water mist or spray), foam, dry agent (carbon dioxide, dry chemical powder)

6. ACCIDENTAL RELEASE MEASURES

Small Spills: Wear personal protective equipment. Contain using sand or diatomaceous earth. Collect and seal in properly labelled drums. Wash remaining area with large volumes of water.

Large Spills:

PRECAUTIONS Restrict access to area. Clear area of unprotected personnel. Provide adequate protective equipment and ventilation. Remove chemicals which can react with the spilled material. Spills are slippery.

CLEANUP Contain spill or leak. Do not allow entry into sewers or waterways.

Spilled solutions should be contained by dyking with inert material, such as sand or earth. Solutions can be recovered or carefully diluted with water. Do not neutralize with acids due to possible release of toxic chlorine gas.

SECTION: QAP 501 ISSUE: A REV: 1 Page 2 of 5

DISPOSAL Federal, state and local regulations should be reviewed prior to disposal. May be possible to neutralise with sodium thiosulphate or sodium metabisulfite under controlled conditions, avoiding acid conditions, dilute and flush the material into a sewer. May be possible to atomise dilute solutions in an approved combustion chamber. Harmful to aquatic life in high concentrations.

7. HANDLING AND STORAGE

HANDLING Avoid generating mist or spray. When diluting solution, add material to water. Label containers. Keep containers closed when not in use. Empty containers may contain residues which are hazardous. Use smallest possible amounts in designated areas with adequate ventilation. Have emergency equipment (for fires, spills, leaks, etc.) readily available.

STORAGE CONDITIONS Materials that react violently with sodium hypochlorite should not be stored in the same area. Use corrosion-resistant structural materials and lighting and ventilation systems in the storage area. Store in suitable labelled containers. Keep containers tightly closed when not in use and when empty. Protect from damage. Containers made of inert plastics or nickel alloys are preferred. Storage tanks should be above ground and surrounded with dykes capable of holding entire contents. Limit quantity of material in storage. Restrict access to storage area. Post warning signs when appropriate. Keep storage area separate from populated work areas. Inspect periodically for deficiencies such as damage or leaks.

Class 8 goods are not to be loaded with classes 1, 4.3, 5.1, 5.2, 6*, 7, or foodstuffs or foodstuff empties.

* when class 6 is a cyanide and class 8 is an acid.

8. EXPOSURE CONTROLS/PERSONAL PROTECTION

Exposure Standards: (Chlorine - decomposition product) 3 mg/m³, peak, NOHSC UAE

Engineering Controls: Maintain concentration below recommended exposure limit.

Engineering control methods to reduce hazardous exposures are preferred. General methods include mechanical ventilation, (dilution and general exhaust), process or personnel enclosure, control of process conditions and process modification (e.g. substitution of a less hazardous material). Administrative controls and personal protective equipment may be also required. Use a corrosion-resistant ventilation system separate from other exhaust ventilation systems. Exhaust directly to the outside. Use local exhaust ventilation, and process enclosure if necessary, to control airborne spray / mists. Supply sufficient air to make up for air removed by exhaust systems.

Personal Protection:

RESPIRATORY PROTECTION : If engineering controls and work practices are not effective in controlling exposure to this material, then wear suitable personal protective equipment including approved respiratory protection. Have appropriate equipment available for use in emergencies such as spills or fire. If respiratory protection is required, institute a complete respiratory protection program including selection, fit testing, training, maintenance and inspection.

EYE/FACE PROTECTION Splash proof chemical safety goggles. A face shield may also be necessary.

SKIN PROTECTION Impervious gloves, coveralls, boots and/or other resistant protective clothing. Have a safety shower/eye-wash fountain readily available in the immediate work area.

NOTE: Resistance of specific materials can vary from product to product. Evaluate resistance under conditions of use and maintain clothing carefully.

PERSONAL PROTECTION COMMENTS Remove contaminated clothing promptly. Keep contaminated clothing in closed containers. Discard or launder before rewearing. Inform laundry personnel of contaminant's hazards. Do not eat, drink or smoke in work areas. Wash hands thoroughly after handling this material. Maintain good housekeeping.

9. PHYSICAL & CHEMICAL PROPERTIES

Appearance:	Yellow slightly hazy solution with distinctive odour.
Odour threshold:	Not available
Specific Gravity:	approx 1.2
Flash Point:	Non-combustible (does not burn)
Flammability limits	Non-flammable
PH (1% solution)	12
Solubility in water:	Completely soluble

10. STABILITY AND REACTIVITY

INCOMPATIBILITY -MATERIALS TO AVOID:

- STRONG ACIDS - may react violently & release toxic chlorine gas.
- METALS - reaction may produce flammable and explosive hydrogen gas.
- PEROXIDES
- REDUCING AGENTS
- METAL SALTS

HAZARDOUS DECOMPOSITION PRODUCTS Chlorine gas

HAZARDOUS POLYMERIZATION Does not occur

CORROSIVITY TO METALS Corrosive to aluminium, tin, zinc. Corrosive to steel at elevated temperatures.

Fire/Explosion Hazard:

EXPLOSION DATA - SENSITIVITY TO MECHANICAL IMPACT Not applicable

EXPLOSION DATA - SENSITIVITY TO STATIC CHARGE Not applicable

FIRE HAZARD COMMENTS Will not burn or support combustion. However, reaction with a number of commonly encountered materials (see Chemical Reactivity) can generate sufficient heat to ignite nearby combustible materials.

FIRE EXTINGUISHING AGENTS Use an extinguisher appropriate to the material which is burning

FIRE FIGHTING PROCEDURES Water can be used to extinguish a fire in an area where product is stored.

COMBUSTION PRODUCTS None Fire fighters to wear full body protective clothing with breathing apparatus.

11. TOXICOLOGICAL INFORMATION

Acute Effects:

Ingestion:

Should ingestion occur, severe pain; burning of the mouth, throat and oesophagus; vomiting; diarrhoea; collapse and possible death may result.

Eye contact:

A severe eye irritant. Can penetrate deeply causing irritation or severe burns depending on the concentration and duration of exposure. In severe cases, ulceration and permanent damage may occur.

Skin contact:

Corrosive. Capable of causing burns. Corrosion will continue until removed. Severity depends on concentration and duration of exposure. Burns are not immediately painful; onset of pain may be minutes to hours.

Inhalation:

Irritation of the nose, throat and lungs would occur due to the corrosive nature of sodium hypochlorite. However, there are no actual reports of industrial workers exposed to sodium hypochlorite experiencing these symptoms.

Long term Effects:

HEALTH EFFECTS There have been no documented effects due to long-term exposure to product.

Repeated or prolonged skin contact can cause chronic contact dermatitis.

Toxicity Data:

Oral LD50 (rat) 8910 mg/kg.

More detailed information about the effects of chemicals on health can be obtained from NOHSC UAEa.

12. ECOLOGICAL INFORMATION

Avoid contaminating waterways.

13. DISPOSAL CONSIDERATIONS

Refer to State Land Waste Management Authority. Decontaminate empty containers before disposal, by triple rinsing with water, using rinse water in further processing or neutralize rinse water.

14. TRANSPORT INFORMATION

UN No:	1791
Proper shipping name:	HYPOCHLORITE SOLUTIONS
Class:	8
Packing Group:	3
Hazchem Code:	2X
EPG	8A1
Segregation Dangerous Goods	not to be loaded with classes 1, 4.3, 5.1, 5.2, 6, 7, class 8 strong acids or foodstuffs or foodstuff empties.

15. REGULATORY INFORMATION

Classified as hazardous according to the criteria of NOHSC, Schedule 5 poison according to SUSDP, Class 8 according to ADG

R-phrases: R31 Contact with acids liberates toxic gas, R34 Causes burns, R41 Risk of serious damage to eyes.

S-phrases: S2 Keep out of reach of children. S24/25 Avoid contact with skin & eyes. S26 In case of contact with eyes, rinse immediately with plenty of water and contact a doctor or Poisons Information Centre. S27 Take off immediately all contaminated clothing. S28 After contact with skin, wash immediately with plenty of water]. S36/37/39 wear suitable protective clothing, gloves and eye/face protection. S50 Do not mix with acids, peroxides, metal salts and reducing agents.

16. OTHER INFORMATION

References:

(1) National Code of Practice for the preparation of MSDS [NOHSC:2011(2003), (2) List of Designated Hazardous Substances [NOHSC:10005:1999] (3) ADG Code 6th Edition (4) Orica Chemicals Sodium hypochlorite MSDS issued NOV 2022

Contact Point: Quality Assurance Manager +971 55 244 3630

DISCLAIMER: All information given in this data sheet and by the company's technical staff is compiled from the best information currently available to the company. The company accepts no responsibility whatsoever for its accuracy or for any results which may be obtained by customers. Any customer who relies upon any advice or information given in this data sheet by the company or by its technical staff does so entirely at its own risk, and the company will not be liable for any loss or damage thereby suffered notwithstanding any want of care on the part of the company or its staff in compiling or giving the advice or information.

PICTURES

20.08.2024

GRP Tank 01 – Roof Top – Phase 1

Taken Sample from the tank for PH Testing



Adding Tablets for Testing



PH Result



PICTURES

20.08.2024

GRP Tank 01 – Roof Top – Phase 1

Taking chemical according to the water level



Adding Chlorine in to the Tank



Mixing chlorine to the water



PICTURES

20.08.2024

GRP Tank 01 – Roof Top – Phase 1

Taken Sample from the Tank for Chlorine Testing



Adding Tablets for Testing



Chlorine Result



PICTURES

Floor Tests-Phase 1

Taken Sample from the Floors for Chlorine Testing

2nd floor -215



2nd Floor - 231



First Floor - 133



PICTURES

Floor Tests-Phase 1

Taken Sample from the Floors for Chlorine Testing

1st floor – 109



Ground floor – 009



PICTURES

20.08.2024

GRP Tank 01 – Roof Top – Phase 2

Taken Sample from the tank for PH Testing



Adding Tablets for Testing



PH Result



PICTURES

20.08.2024

GRP Tank 01 – Roof Top – Phase 2



Taking chemical according to the water level



Adding Chlorine in to the Tank



Mixing chlorine to the water



PICTURES

20.08.2024

GRP Tank 01 – Roof Top – Phase 2

Taken Sample from the Tank for Chlorine Testing



Adding Tablets for Testing



Chlorine Result



PICTURES

Floor Tests-Phase 2

Taken Sample from the Floors for Chlorine Testing

3rd floor – Wash room Female



3rd Floor - 339



Second Floor - 253



PICTURES

Floor Tests-Phase 2

Taken Sample from the Floors for Chlorine Testing

2nd Floor – 284



1st Floor -153



1st Floor – 179



PICTURES

Floor Tests-Phase 2

Taken Sample from the Floors for Chlorine Testing

Ground Floor – 182



Ground Floor - 95



PICTURES

20.08.2024

RCC Tank – Basement – 3000 GL

Taking chemical according to the water level



Adding Chlorine in to the Tank



Mixing chlorine to the water



PICTURES

20.08.2024

RCC Tank – Basement – 3000 GL

Taken Sample from the Tank for Chlorine Testing



Adding Tablets for Testing



Chlorine Result



PICTURES

20.08.2024

Roof Top GRP Tank – Phase 1 – After 15 Minutes Test



Roof Top GRP Tank – Phase 2 – After 15 Minutes Test





CERTIFICATE

WATER TANK CLEANING AND DISINFECTION

Completed on 16th August 2024

**M/s INFRACARE MAINTENANCE CLEANING SERVICES LLC
GEMS NEW MILLENNIUM SCHOOL, AL KHAİL
PHASE 1 & 2 (NMS), DUBAI, UAE.**

Next Service Date on 15th February 2025 – Frequency Every 6 Months.

Tel: 04-255 9123 (800 MAZMO), Fax: 04-255 9135 P.O. Box 123315, Dubai – UAE

Email: info@mazmouae.com | www.mazmouae.com

DUBAI | ABU DHABI | RAS AL KHAIMAH | SHARJAH



MAZMO

ENVIRONMENTAL SERVICES

WORK REPORT

SERVICE

WATER TANK CLEANING

CLIENT

INFRACARE MAINTENANACE CLEANING SERVICES LLC

LOCATION

GEMS NEW MILLENNIUM SCHOOL, AL KHAIL

PHASE 1 & 2 (NMS), DUBAI, UAE

DATE

16th AUGUST 2024



Nad Al Hamer, Ras Al Khor Rd.
Dubai - UAE



info@mazmouae.com
www.mamzouae.com



04 255 91 23, 800 MAZMO
Fax: 04 255 91 35

Project Site		Main Contractor	
			
Reference No.	MES/WT/0002/24	Certificate Issued Date	16.08.2024
Project Location	Gems New Millennium School, Al Khail, Phase 1 & 2 (Nms), Dubai, UAE		
Services	Water Tank Cleaning & Disinfection		
Service Date	16.08.2024	Frequency of Services	Every Six Months
Next Service Date	15.02.2025		
Chemical Used	GUSH- DM Approved Chemical		
Cleaned Location Details			
RCC Tank – 360 m3 – 1No.-Partition GRP Tank – 65m3 – 4Nos.-Partition			

INDEX

SECTION	DESCRIPTION
1-2	CUSTOMER DETAILS
4	WORK SUMMARY
5-11	CHEMICAL MSDS
12-22	PHOTOS BEFORE & AFTER CLEANING
23-24	SERVICE REPORT
25	CLEANING CERTIFICATE

Work Summary

Sir/Madam,

Further to your requisition, we have executed the works **(Water Tank Cleaning & Water Disinfection Services)** successfully.

For your info, Water is the elixir of life. We use it for different purposes and is commonly used for drinking. So, it's pivotal to keep it clean. Contaminations such as dirt, organic matter / debris, bacteria's or any external element, makes the water unusable. The chances of such contamination are high inside water tanks. So regular & professional cleaning of water tanks are essential. In addition, there are several more reasons to keep water tank clean & safe to use.

Legal Compliance:

Enforcement Authorities mandates periodic cleaning of such water storing tanks / building water systems. If not complied, it can lead to legal actions / inspection failures / time & financial losses & can blemish the reputation of the firm or organization, even voiding health insurance.

Health & Safety:

The water quality within the water tank is very essential to prevent ourselves from dangerous diseases such as legionnaires, dysentery, cholera, diarrhea, hepatitis, typhoid etc. These can be even deadly at some stages, endangering life. So water has to be kept clean, which will reduce the growth of such bacteria's & spread of diseases.

Prevention:

Routine / Regular visual inspection & Professional water tank cleaning & water disinfection in such water storing tanks / building water systems, helps to prevent physical illness & avoids potential mechanical failures as well.

We, **MAZMO**, are dedicated to ensure these & helps clients to use safe water for their livelihood. We sincerely thank you for choosing us to perform this important task for you & we are happy to serve you days ahead as well.

If you have any questions regarding this service and report after carefully reviewing it, please contact our office at 04-2559123

Very truly yours,

MAZMO Environmental Services.

Reported By Muhasin



SAFETY DATA SHEET

Page 1 / 7

GUSH Water Tank Cleaner

Revision 1

Revision date 20/10/2023

SECTION 1: Identification of the substance/mixture and of the company/undertaking

1.1. Product identifier

Product name	GUSH WATER TANK CLEANER
--------------	-------------------------

1.2. Relevant identified uses of the substance or mixture and uses advised against

Description	Aqueous solution.
-------------	-------------------

1.3. Details of the supplier

Company	INTERSCIENCE L.L.C
Address	P.O Box:123315. Al Quoz 4 DUBAI-U.A.E
Web	www.intersciencellc.com
Telephone	+971 4 346 5868
Email	sales@intersciencellc.com

1.4. Emergency telephone number

Emergency telephone number	+971 55 244 3630
----------------------------	------------------

SECTION 2: Hazards identification

Gush Water Tank Cleaner - Sanitises,
Descales, Removes Algae & Bacteria - Prevents Stale Taste & Odours

2.2. Label elements

Precautionary Statement:	P337+P313 - If eye irritation persists: Get medical advice/attention.
Disposal	P501 - Dispose of contents/container to requirements of local authorities

SECTION 3: Composition/information on ingredients

3.2. Mixtures


EC 1272/2008

Chemical Name	Index No.	CAS No.	EC No.	REACH Registration Number	Conc. (%w/w)	Classification
WATER					70 - 80%	
2-Phenoxyethanol	603-098-00-9	122-99-6	204-589-7	01-2119488943-21	0 - 0.5%	Acute Tox. 4: H302; Eye Irrit. 2: H319;
PROPYL 4- HYDROXYBENZOATE		94-13-3			0 - 0.5%	
CITRIC ACID		5949-29-1	201-069-1		1 - 10%	Eye Irrit. 2: H319;
METHOX 4- HYDROXYBENZOATE		99-76-3			0 - 0.5%	
2-Bromo-2-nitropropane-1,3-diol	603-085-00-8	52-51-7	200-143-0		0 - 0.5%	Acute Tox. 4: H312; Acute Tox. 4: H302; STOT SE 3: H335; Skin Irrit. 2: H315; Eye Dam. 1: H318; Aquatic Acute 1: H400;
LACTIC ACID		79-33-4	201-196-2	01-2119474164-39	1 - 10%	Skin Irrit. 2: H315; Eye Dam. 1: H318;
Benzyl C12-18 Alkyldimethyl Chlorides		68424-85-1	270-325-2	01-2119970550-39	0 - 0.5%	Acute Tox. 4: H302; Skin Corr. 1B: H314; Eye Dam. 1: H318; Aquatic Acute 1: H400; Aquatic Chronic 1: H410;
DODECYL DIPROPYLENETRIAMINE		2372-82-9	219-145-8	01-2119980592-29	0 - 0.5%	Acute Tox. 3: H301; Skin Corr. 1B: H314; STOT RE 2: H373; Aquatic Acute 1: H400; Aquatic Chronic 1: H410;
DYE					0 - 0.5%	

2.1. Classification of the substance or mixture

2.1.2. Classification - EC 1272/2008	Eye Irrit. 2: H319; Aquatic Chronic 3: H412;
--------------------------------------	--

2.2. Label elements

Hazard pictograms	
Signal Word	Warning
Hazard Statement	Eye Irrit. 2: H319 - Causes serious eye irritation. Aquatic Chronic 3: H412 - Harmful to aquatic life with long lasting effects.
Precautionary Statement: Prevention	P102 - Keep out of reach of children. P264 - Wash hands thoroughly after handling. P273 - Avoid release to the environment. P280 - Wear protective gloves/protective clothing/eye protection/face protection.
Precautionary Statement: Response	P305+P351+P338 - IF IN EYES: Rinse cautiously with water for several minutes. Remove contact lenses, if present and easy to do. Continue rinsing.

SECTION 4: First aid measures

4.1 . Description of first aid measures

Inhalation No Significant Hazard	
Eye contact	Irritating to eyes. Rinse immediately with plenty of water for 15 minutes holding the eyelids open. Seek medical attention if irritation or symptoms persist.
Skin contact	Wash off immediately with plenty of soap and water. Remove contaminated clothing. Seek medical attention if irritation or symptoms persist. May cause irritation to skin.
Ingestion	Ingestion may cause nausea and vomiting. Seek medical attention if irritation or symptoms persist. DO NOT INDUCE VOMITING.

SECTION 5: Firefighting measures

5.1. Extinguishing media

	Carbon dioxide (CO2).
--	-----------------------

5.2. Special hazards arising from the substance or mixture

	Burning produces irritating, toxic and obnoxious fumes.
--	---

5.3. Advice for firefighters

	Wear suitable respiratory equipment when necessary.
--	---

SECTION 6: Accidental release measures

6.1 . Personal precautions, protective equipment and emergency procedures

Gush Water Tank Cleaner - Sanitises,
Descales, Removes Algae & Bacteria - Prevents Stale
Taste & Odours

6.1. Personal precautions, protective equipment and emergency procedures

	Wear suitable protective equipment. Adopt best Manual Handling considerations when handling, carrying and dispensing. Avoid contact with eyes.
--	--

6.2. Environmental precautions

	Do not allow product to enter drains. Prevent further spillage if safe.
--	---

6.3. Methods and material for containment and cleaning up

	Absorb with inert, absorbent material. Sweep up. Transfer to suitable, labelled containers for disposal. Clean spillage area thoroughly with plenty of water.
--	---

SECTION 7: Handling and storage

7.1. Precautions for safe handling

	Avoid contact with eyes and skin. Adopt best Manual Handling considerations when handling, carrying and dispensing.
--	---

7.2. Conditions for safe storage, including any incompatibilities

	Keep in a cool, dry, well ventilated area. Keep containers tightly closed. Store in correctly labelled containers.
--	--

SECTION 8: Exposure controls/personal protection**DNEL: Derived no-effect level.**

	No data is available on this product.
--	---------------------------------------

8.2. Exposure controls

8.2.1. Appropriate engineering controls	Not normally required.
8.2.2. Individual protection measures	Wear suitable protective clothing.
Eve / face protection	Approved safety goggles
Skin protection - Handprotection	Chemical resistant gloves (PVC).

SECTION 9: Physical and chemical properties**9.1 . Information on basic physical and chemical properties**

Appearance	Aqueous solution
Colour	Various
Odour	Mild
pH	1 - 4
Relative density	1.02 - 1.06
Solubility	Soluble in water

SECTION 10: Stability and reactivity**10.2 . Chemical stability**

	Stable under normal conditions.
--	---------------------------------

SECTION 11: Toxicological information**11 .1 . Information on toxicological effects**

Skin corrosion/irritation	Irritating to eyes and skin. Risk of serious damage to eyes.
---------------------------	--

11.1.4. Toxicological Information

Gush Water Tank Cleaner - Sanitises,
Descales, Removes Algae & Bacteria - Prevents Stale Taste
& Odours

11.1.4 . Toxicological Information

Benzyl C12-18 Alkyldimethyl, Chlorides	Oral Rat LD50: 200-2000 mg/kg	
DODECYL DIPROPYLENETRIAMINE	Oral Rat LD50: 871 mg/kg	
LACTIC ACID	Oral Rat LD50: 3,543	Dermal Rabbit LD50: 2000

SECTION 12: Ecological information

12.1 . Toxicity

CITRIC ACID	Fish LC50/96h: 500.000 mg/l	
DODECYL DIPROPYLENETRIAMINE	Fish LC50/96h: 0.5000 mg/l	Algae EC50/72h: .05
	Daphnia LC50/48h: .05	
LACTIC ACID	Daphnia EC50/48h: 130.0000 mg/l	Bluegill sunfish LC50/96h: 130

12.2. Persistence and degradability

	DETERGENTS IN THIS FORMULATION ARE >90% BIODEGRADABLE.
--	--

12.3. Bioaccumulative potential

	No data is available on this product.
--	---------------------------------------

Further information

	Toxic to aquatic organisms.
--	-----------------------------

SECTION 13: Disposal considerations

General information

	Dispose of in compliance with all local and national regulations.
--	---

SECTION 14: Transport information

14.1. UN number

	The product is not classified as dangerous for carriage.
--	--

14.2. UN proper shipping name

	The product is not classified as dangerous for carriage.
--	--

14.3. Transport hazard class(es)

	The product is not classified as dangerous for carriage.
--	--

14.4. Packing group

	The product is not classified as dangerous for carriage.
--	--

14.5. Environmental hazards

	The product is not classified as dangerous for carriage.
--	--

14.6. Special precautions for user

	The product is not classified as dangerous for carriage.
--	--

14.7. Transport in bulk according to Annex II of MARPOL 73/78 and the IBC Code

	The product is not classified as dangerous for carriage.
--	--

Further information

	The product is not classified as dangerous for carriage.
--	--

SECTION 15: Regulatory information

15.1. Safety, health and environmental regulations/legislation specific for the substance or mixture

Regulations	COMMISSION REGULATION (EU) No 453/2010 of 20 May 2010 amending Regulation (EC) No Gush Water Tank Cleaner - Sanitises, Descalers, Removes Algae & Bacteria - Prevents Stale Taste & Odours
-------------	--

15.1. Safety, health and environmental regulations/legislation specific for the substance or mixture

	1907/2006 of the European Parliament and of the Council on the Registration, Evaluation, Authorisation and Restriction of Chemicals (REACH), establishing a European Chemicals Agency, amending Directive 1999/45/EC and repealing Council Regulation (EEC) No 793/93 and Commission Regulation (EC) No 1488/94 as well as Council Directive 76/769/EEC and Commission Directives 91/155/EEC, 93/67/EEC, 93/105/EC and 2000/21/EC. REGULATION (EC) No 1907/2006 OF THE EUROPEAN PARLIAMENT AND OF THE COUNCIL of 18 December 2006 concerning the Registration, Evaluation, Authorization and Restriction of Chemicals (REACH), establishing a European Chemicals Agency, amending Directive 1999/45/EC and repealing Council Regulation (EEC) No 793/93 and Commission Regulation (EC) No 1488/94 as well as Council Directive 76/769/EEC and Commission Directives 91/155/EEC, 93/67/EEC, 93/105/EC and 2000/21 /EC.
--	---

15.2. Chemical safety assessment

No chemical Safety assessment has been carried out by the supplier.

SECTION 16: Other information

Other information

Text of Hazard Statements in Section 3

Acute Tox. 4: H302 - Harmful if swallowed.
 Eye Irrit. 2: H319 - Causes serious eye irritation.
 Acute Tox. 4: H312 - Harmful in contact with skin.
 Skin Irrit. 2: H315 - Causes skin irritation.
 Eye Dam. 1: H318 - Causes serious eye damage.
 STOT SE 3: H335 - May cause respiratory irritation.
 Aquatic Acute 1: H400 - Very toxic to aquatic life.
 Skin Corr. 1B: H314 - Causes severe skin burns and eye damage.

Aquatic Chronic 1: H410 - Very toxic to aquatic life with long lasting effects.

Acute Tox. 3: H301 - Toxic if swallowed.

STOT RE 2: H373 - May cause damage to organs through prolonged or repeated exposure.

Further information

The information supplied in this Safety Data Sheet is designed only as guidance for the safe use, storage and handling of the product. This information is correct to the best of our knowledge and belief at the date of publication however no guarantee is made to its accuracy. This information relates only to the specific material designated and may not be valid for such material used in combination with any other materials or in any other process.

PICTURES

Team for Task



Tool Box Talk



Boot Disinfection



Oxygen Monitoring



PICTURES

16.08.2024

Ground floor - RCC Tank – 360 m3- Part 1

Before Cleaning



After Cleaning




PICTURES

16.08.2024

Phase 1- Roof Top -GRP Tank 01 – 65 m3 - Part 1

Before Cleaning



After Cleaning



PICTURES

16.08.2024

Phase 1- Roof Top -GRP Tank 1 – 65 m3 - Part 2

Before Cleaning



After Cleaning



PICTURES


16.08.2024

Phase 1- Roof Top -GRP Tank 02 – 65 m3 - Part 1

Before Cleaning



After Cleaning



PICTURES

16.08.2024

Phase 1- Roof Top -GRP Tank 02 – 65 m3 - Part 2

Before Cleaning



After Cleaning



PICTURES

16.08.2024

Phase 2- Roof Top -GRP Tank 01 – 65 m3 - Part 1

Before Cleaning



After Cleaning



PICTURES

16.08.2024

Phase 2- Roof Top -GRP Tank 01 – 65 m3 - Part 2

Before Cleaning



After Cleaning



PICTURES

16.08.2024

Phase 2- Roof Top -GRP Tank 02 – 65 m3 - Part 1

Before Cleaning



After Cleaning



PICTURES

16.08.2024

Phase 2- Roof Top -GRP Tank 02 – 65 m3 - Part 2

Before Cleaning



After Cleaning



PICTURES

16.08.2024

Ground floor - RCC Tank – 360 m3- Part 2

Before Cleaning



After Cleaning